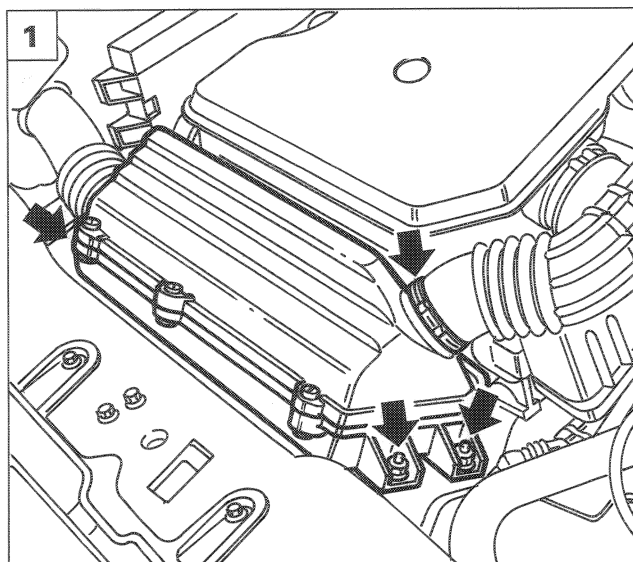


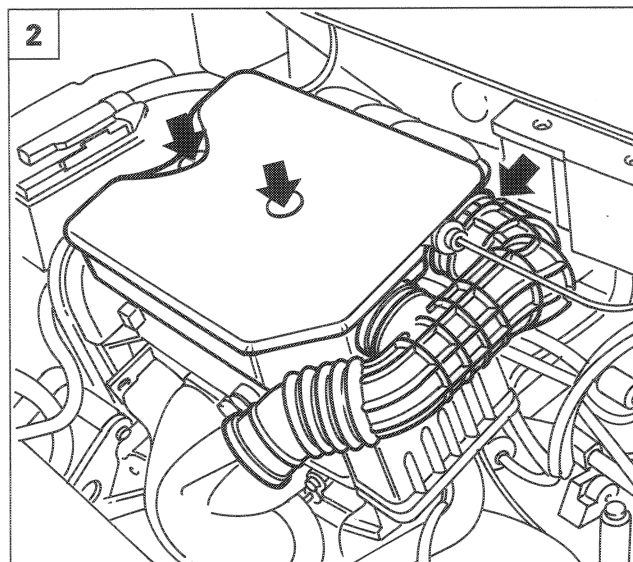
# PUNTO eMANUAL

Steering

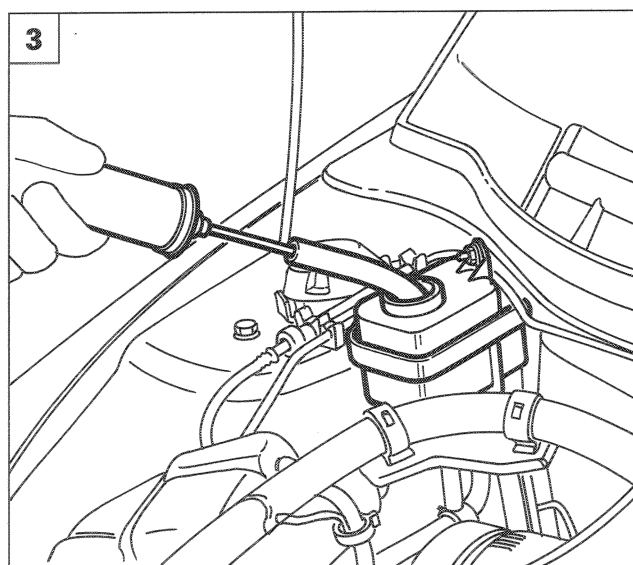
Title	Page
Removing/refitting power steering pump .....	1 ➡



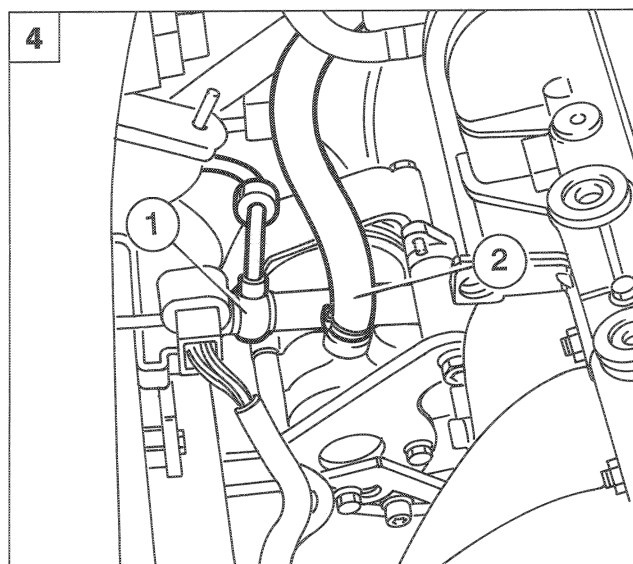
P3M01AF01



P3M01AF02



P3M01AF03



P3M01AF04




### REMOVING-REFITTING POWER STEERING PUMP

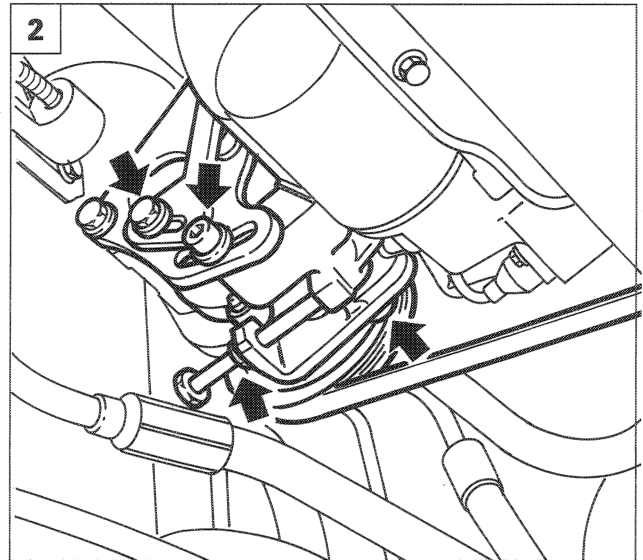
Place the car on ramps, disconnect the battery's negative lead, then proceed as described below:

1. Remove the complete filter casing by undoing the nuts and clip indicated.
2. Remove the resonator complete with air intake duct by disconnecting the clip (arrowed) from the throttle body and undoing the attachment screws. Also disconnect the oil vapour recovery pipe from the bottom of the resonator.
3. Drain the power steering fluid from the reservoir.
4. Disconnect the pressurized fluid delivery pipe (1) from the power steering pump, and the fluid inlet pipe (2) from the reservoir. Collect the fluid still present in the system.

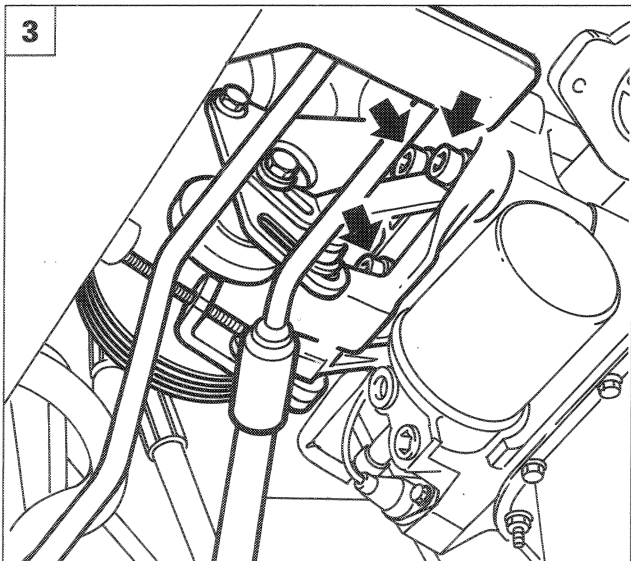
### 41.



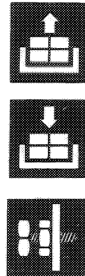
P3M02AF01



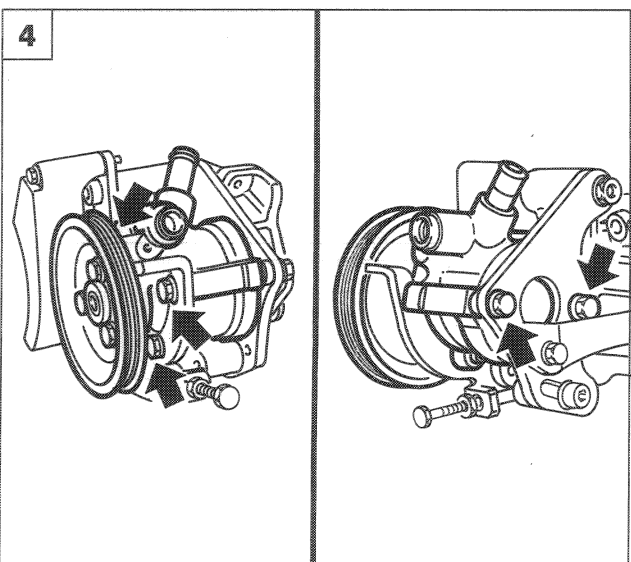
P3M02AF02



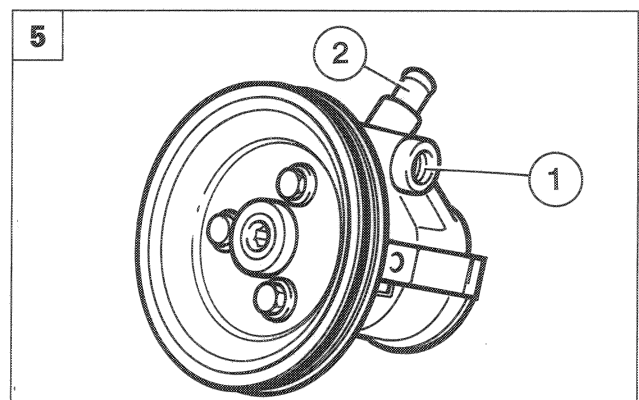
P3M02AF03



1. Slacken the bolt (1) and remove the bolt (2), then tilt the power steering pump drive belt guard.
2. Slacken the tension on the power steering pump drive belt by undoing the bolts shown in the figure, then remove the belt from the power steering pump pulley.
3. Undo the bolts securing the power steering pump mounting bracket to the engine block, then remove it complete with pump.
4. On the bench, undo the front and rear bolts securing the power steering pump to the mounting bracket.
5. Power steering pump.
  1. Connection of pressurized fluid delivery pipe to the power steering casing.
  2. Connection of the fluid inlet pipe from the reservoir.



P3M02AF04



P3M02AF05

When refitting, retension the power steering pump drive belt to a tension of 23 - 30 daN, to be measured using tool 1895762000. If a new belt is fitted, tension it to 36 - 45 daN.