

PUNTO eMANUAL

Steering


Title	Page
Removing/refitting pump	1 ➡

41.


REMOVING-REFITTING POWER STEERING PUMP




Before removing and refitting the pump, drain the reservoir.




P3M020F01



P3M020F02




P3M020F03



P3M020F04




Dismantling-fitting pressurized fluid delivery and fluid inlet pipes on reservoir



P3M020F05




Slacken the bolts shown by the arrows and fully undo bolt (1)




P3M021F01

Dismantling power steering pump drive-belt



P3M021F02


Dismantling power steering pump protective cover



P3M021F04

Removing-refitting power steering pump

41.



P3M022F01

Power steering pump assembly



1895762000

P3M022F02



Checking tension of power steering pump V-belt

Check that the new belt tension is 63-80 daN, measured using tool 1895762000. Run the engine for 15 minutes at 3000 rpm. Allow the engine to cool for 15 minutes and check that the tension is no less than 48 daN. If it is, readjust the tension to 48-64 daN.

NOTE *The periodical belt tension check should be conducted when the engine is cold.*