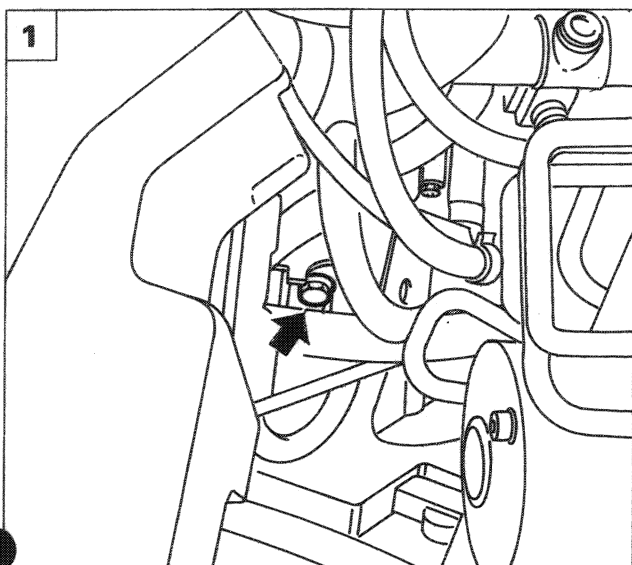


# PUNTO eMANUAL

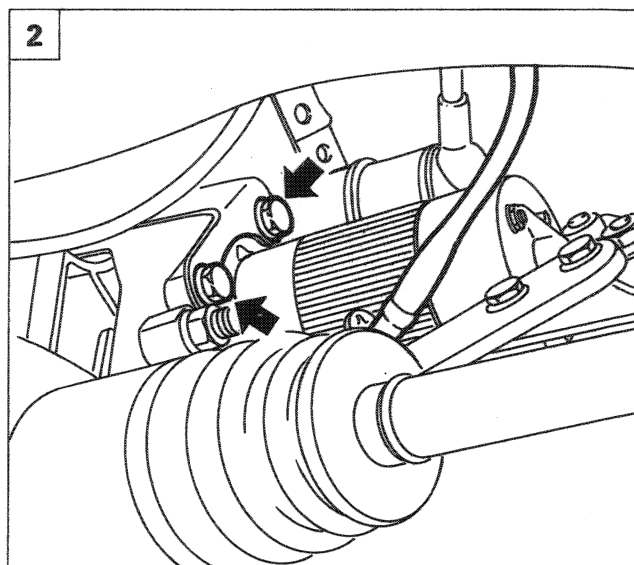
Electrical Equipment

Title	Page
Removing/refitting starter motor .....	1 ➡

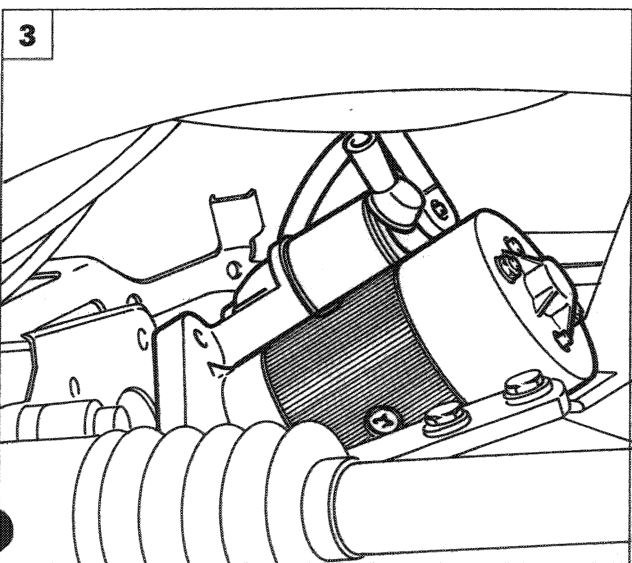
55.



P3M18XL01



P3M18XL02



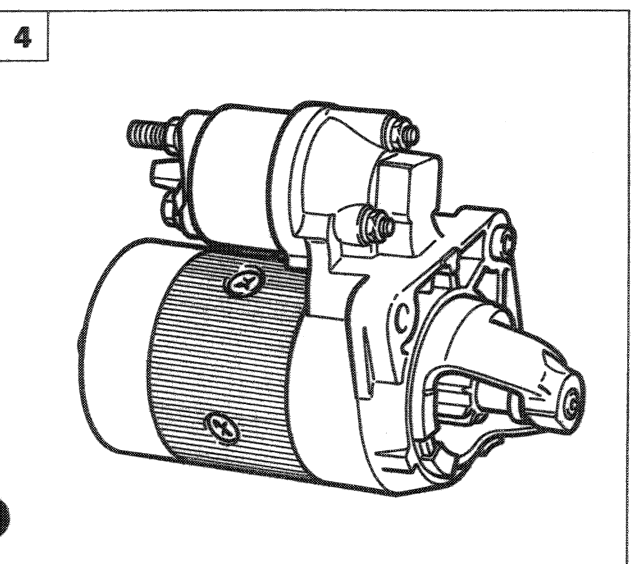
P3M18XL03



### REMOVING-REFITTING STARTER MOTOR

Place the car on ramps, disconnect the battery's negative lead, then proceed as described below:

1. Working from the top of the engine compartment, undo the bolt shown in the figure securing the starter motor to the engine.
2. Raise the ramps and undo the bottom bolts securing the starter motor to the engine. Also disconnect the earth lead in front.
3. Move the starter motor aside and disconnect the electrical connections, then remove it from the car.
4. M. Marelli E80E - 0,9/12 starter motor.



P3M18XL04