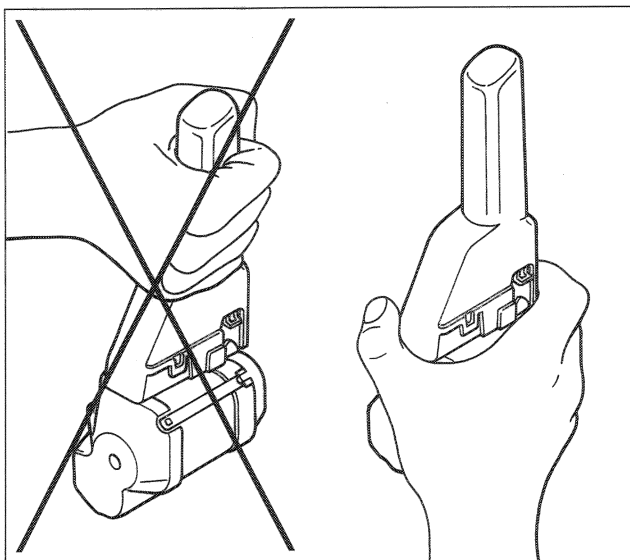


PUNTO eMANUAL

Electrical Equipment

Title	Page
Safety instructions	1 ➡



P3M129L01

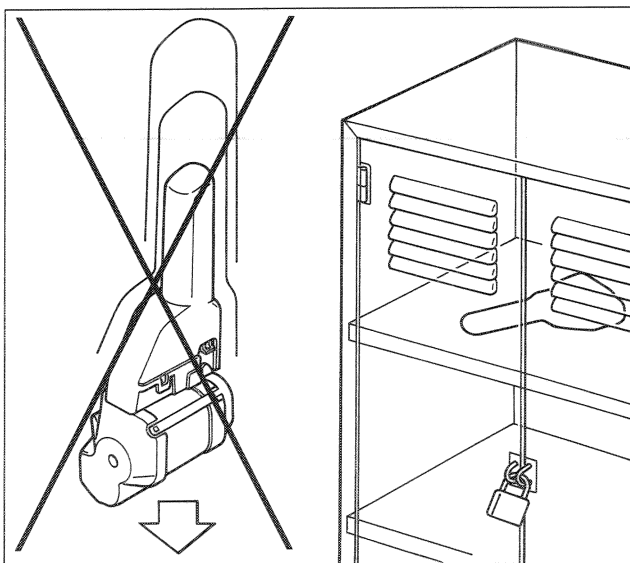


SAFETY INSTRUCTIONS FOR SEAT BELTS WITH PRE-TENSIONERS



*The following rules **MUST** be followed for the safety of operators and the condition of seat belts with pre-tensioners.*

- When handling seat belt units with pre-tensioners, the unit should be kept in the position shown in the diagram at the side;
- NEVER grip units by the rod;
- ALWAYS remove the reinforcement rod before dismantling;



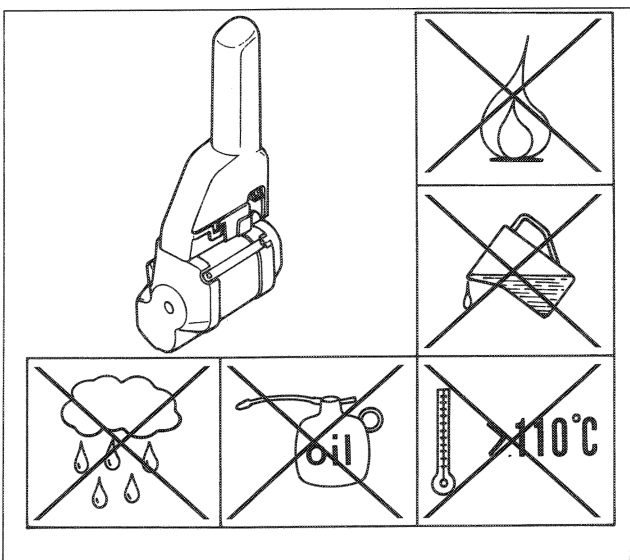
P3M129L03



- never drop the unit or subject it to impacts;
- when operations are carried out on a vehicle which require the temporary removal of the unit, place it in a lockable metal cupboard which meets legal standards;
- do not carry out repairs to pre-tensioners, refer to the service network for their replacement;



Pre-tensioners do not require any maintenance and should not, under any circumstances, be lubricated. Any modifications to the original state will adversely affect operation.



P3M129L07



- keep away from naked flames, fluids, solvents and lubricants;
- do not expose to temperatures in excess of 110 °C;
- when handling a device which has been activated, wear polythene gloves and protective goggles;
- if the device has been activated, ALWAYS wait for at least 20 minutes after activation before carrying out any operations on the device;
- wash your hands with soap and water after handling the device.



If, as a result of exceptional weather conditions (flooding, high tides, etc.) water and mud reach such levels as to affect the device components, the unit must be replaced.