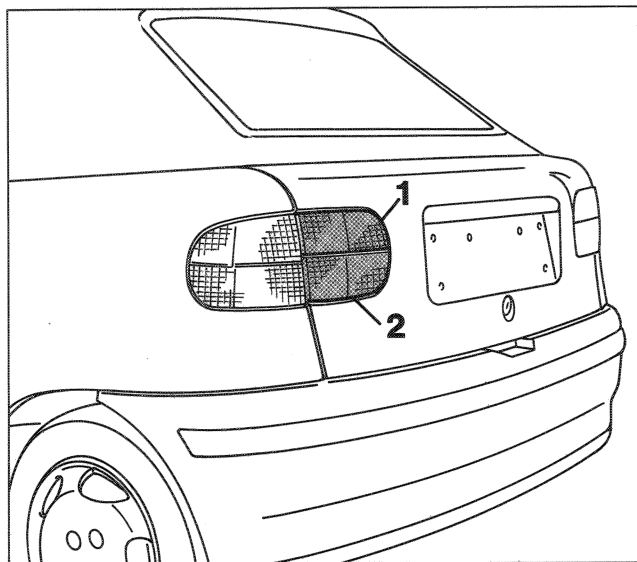


Title	Page
-------	------

Rear light cluster	1 ➡
--------------------------	-----

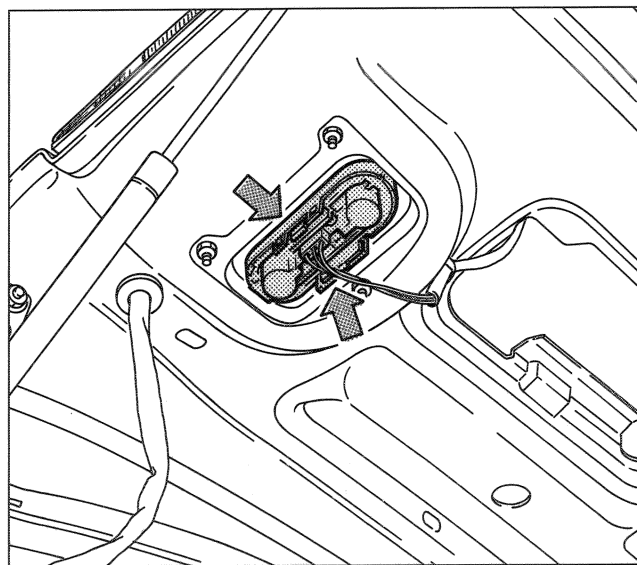


P3M67BM02 P3M67BM01

REAR LIGHT CLUSTER (on boot lid)

Location of bulbs

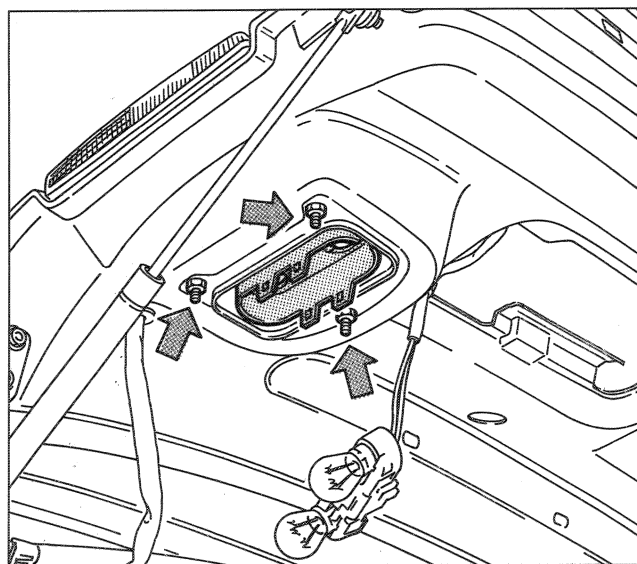
1. Reversing lights
2. Rear fog lamps



P3M67BM04 P3M67BM03

Removing-refitting light cluster

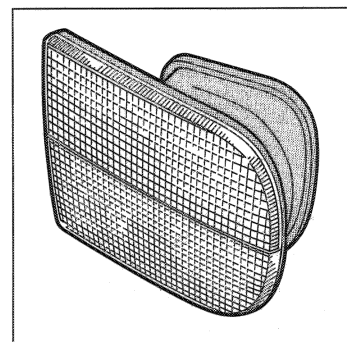
- Lift up the boot lid;
- remove the internal protection;
- act on the tabs shown to separate the light cluster from the housing;
- to refit, simply reverse the order of the operations carried out for the removal.




P3M67BM06 P3M67BM05

Removing-refitting lens cover

- Separate the lens cover from the light cluster, following the instructions given below:
- undo the nuts shown and remove the lens cover from the vehicle.



P3M67BM07



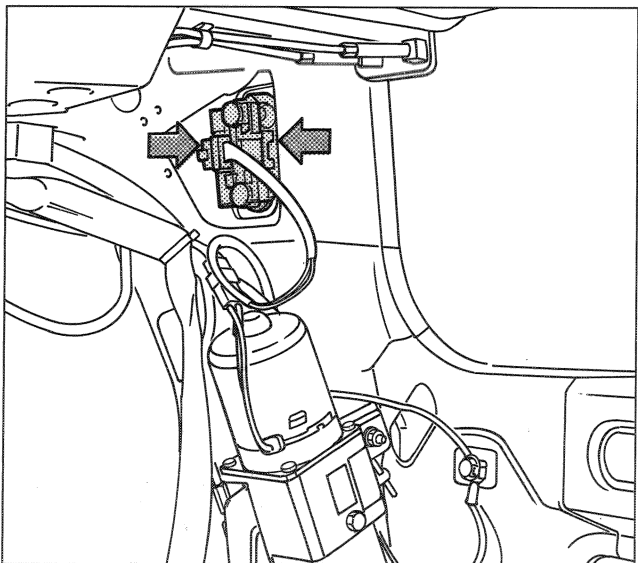
P3M68BM02 P3M68BM01



REAR LIGHT CLUSTER (on rear wing)

Location of bulbs

1. Direction indicator
2. Side lights and brake lights

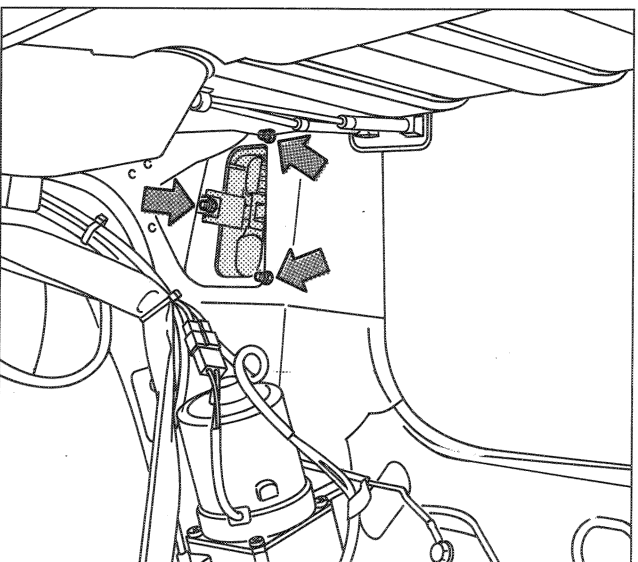


P3M68BM04 P3M68BM03

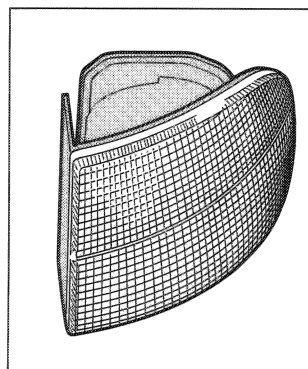


Removing-refitting light cluster

- Remove the luggage compartment inner lining following the instructions given on page 26 onwards;
- act on the tabs shown and separate the light cluster from the housing;
- to refit reverse the order of the operations carried out for the removal.



P3M68BM06 P3M68BM05



P3M68BM07

Removing-refitting lens cover

- Separate the lens cover from the light cluster following the instructions given below;
- undo the nuts shown and remove the lens cover from the vehicle.